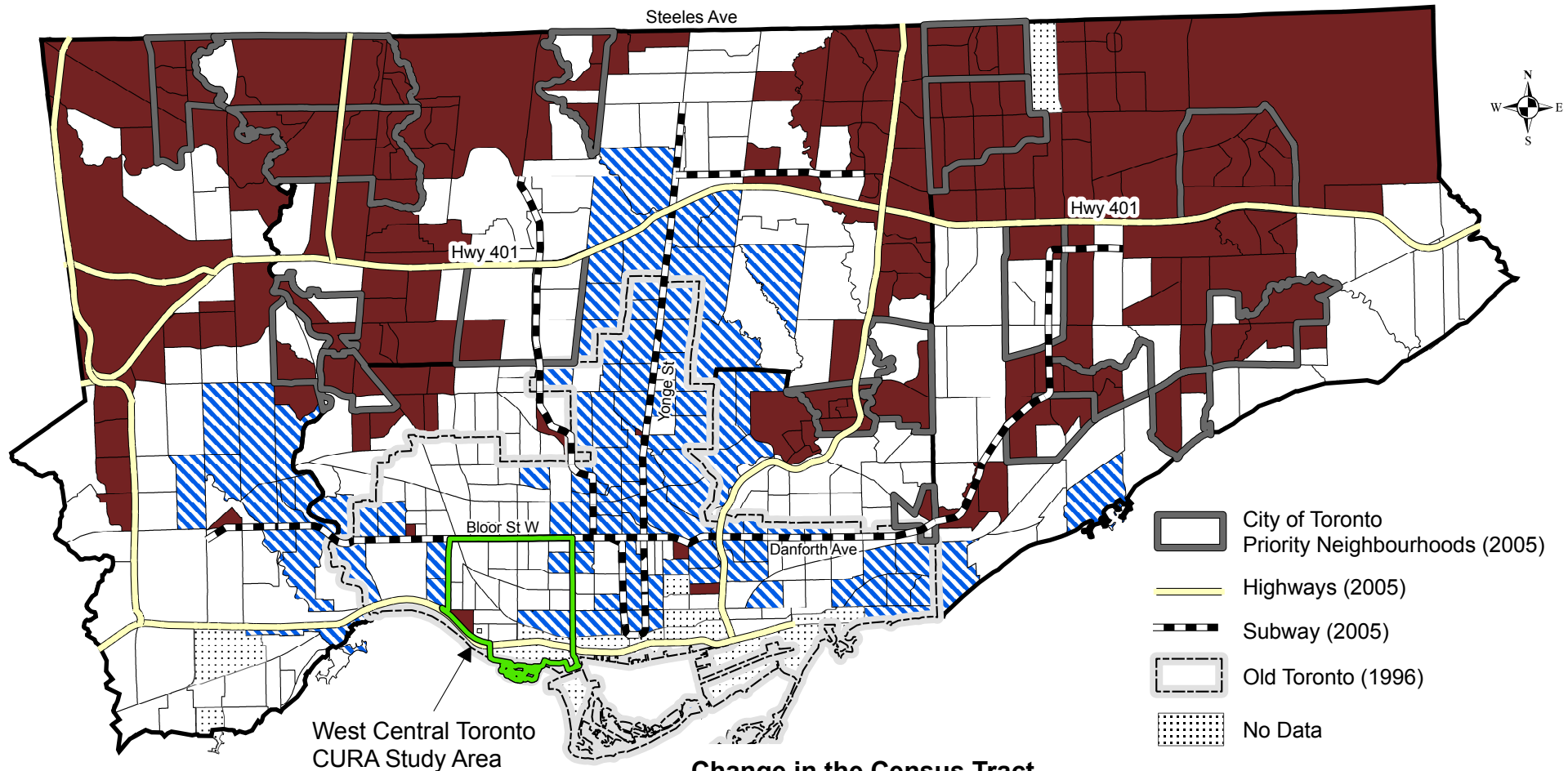





# Change in Average Individual Income, City of Toronto, 1970 to 2000

Average Individual Income from all sources, 15 Years and Over, Census Tracts



**Change in the Census Tract Average Individual Income 2000 compared to 1970**

-  Increase of 20% or More (103 Census Tracts, 20% of the City)
-  Increase or Decrease is Less than 20% (224 Census Tracts, 43% of the City)
-  Decrease of 20% or More (192 Census Tracts, 36% of the City)

5 2.5 0 5 Kilometers

Analysis: R. Maaranen.  
Source: Statistics Canada,  
Census 1971, 2001

(c) Centre for Urban and Community Studies, University of Toronto, 2007  
Neighbourhood Change Community University Research Alliance, SSHRC  
J.D. Hulchanski, PhD, Principal Investigator.  
For more information, see: [www.gtuo.ca](http://www.gtuo.ca) &  
[www.urbancentre.utoronto.ca](http://www.urbancentre.utoronto.ca)

Note: Census Tract 2001 boundaries shown. There were 527 Census Tracts in 2001.