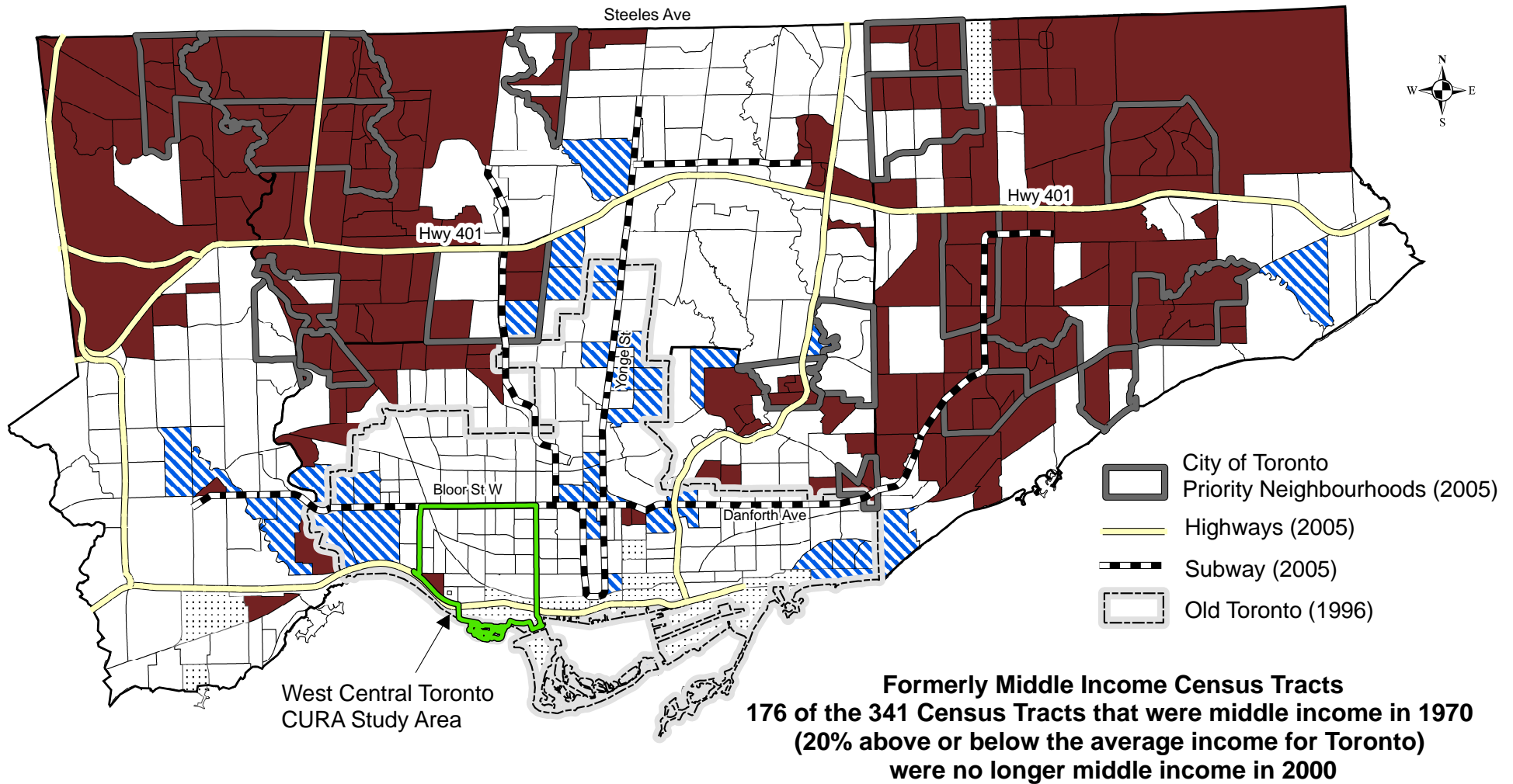






Toronto's Formerly Middle Income Neighbourhoods

Change in Average Individual Income, 1970 to 2000

Average individual income from all sources, 15 Years and Over, Census Tracts



-  39 of these Census Tracts went up in income (11%)
-  189 of these Census Tracts went down in income (55%)
-  Other
-  No Data

Note: Census Tract 2001 boundaries are shown. There were 527 Census Tracts in 2001.

Analysis: R. Maaranen.
 Source: Statistics Canada,
 Census 1971, 2001

(c) Centre for Urban and Community Studies, University of Toronto, 2007
 Neighbourhood Change Community University Research Alliance, SSHRC
 J.D. Hulchanski, PhD, Principal Investigator.
 For more information, see: www.gtuo.ca &
www.urbancentre.utoronto.ca/cura